

Factory Automation Solutions

sunden
SUNDEN KOREA Co., LTD.

썬덴코리아 너트런너 브로슈어

Global DC Nutrunner Leader



AIMCO

• **TOOL SUPPORT SYSTEMS** •





For over 40 years AIMCO has been working with manufacturers around the world, we are the complete global source for all assembly, fastening, and critical bolting needs. AIMCO can effectively and swiftly meet your needs whether you're in Thailand fastening a 3 mm nut at 3 Nm, or in Tennessee, USA torquing the last lug nut. AIMCO provides the tools and solutions, on a global scale, that guarantee the success of your project. It is with great pride that AIMCO can say the products that we manufacture are **MADE IN THE USA.**

TABLE OF CONTENTS

TOOL SUPPORT SYSTEMS

BALANCERS / RETRACTORS	4-5
ERGO-ARM® TOOL SUPPORT SYSTEMS	6
ERGO-ARM® ACCESSORIES / LINEAR ARM	7
CUSTOM REACTION DEVICES	7
CARBON TORQUE ARMS / TUBES	8-9
WORKSTATION COMPONENTS AND ASSEMBLIES	10-11
AIR PREPARATION UNITS	12
AIR LINE	13-14



AIMCO



* **E** logo indicates where ERGO-DRIVE sockets/extensions benefit tool operation.

ERGO-DRIVE sockets are uniquely designed to seat deeper on the tool anvil while an O-ring inside the socket fits tight onto the anvil to reduce vibration. By reducing run-out and vibration, ERGO-DRIVE sockets allow the most repeatable, accurate rundowns, ensuring excellent product quality, longer tool life, and better ergonomics for the tool user.

Look for the ERGO-DRIVE **E** logo in this catalog to see where ERGO-DRIVE sockets/extensions benefit tool operation, operator, and rundown.

GRAVITY-DEFYING BALANCERS

TW-SERIES BALANCERS

TW-0 and TW-00

- Gravity defying / "true balance".
- No tension buildup to cause worker fatigue.
- Easy external direct drive tensioning.
- 360 degree upper swivel.
- 3.3 ft stranded steel cable 1/8" diameter (TW-00 cable length 18").
- Safety cable provision.
- Tool clip included.



TW-0 & TW-00 Series

MODEL	CAPACITY		ANTI-GRAVITY CAPACITY (LBS)
TW-00	1.1 - 3.3 lb	0.5 - 1.5 kg	2.5 - 3.0
TW-0	1.1 - 3.3 lb	0.5 - 1.5 kg	2.5 - 3.0
TW-3	2.2 - 6.6 lb	1.0 - 3.0 kg	4.5 - 6.0
TW-5	5.5 - 11.0 lb	2.5 - 5.0 kg	8.0 - 10.5
TW-9	9.9 - 19.8 lb	4.5 - 9.0 kg	15.0 - 19.0
TW-15	19.8 - 33.0 lb	9.0 - 15.0 kg	26.0 - 32.5
TW-22	33.0 - 48.4 lb	15 - 22 kg	41.0 - 48.0
TW-30	48.4 - 66.0 lb	22 - 30 kg	58.0 - 65.5
TW-40	66.0 - 88.0 lb	30 - 40 kg	77.5 - 87.5
TW-50	88.0 - 110.0 lb	40 - 50 kg	100.0 - 109.5
TW-60	110.0 - 132.0 lb	50 - 60 kg	122.0 - 131.0
TW-70	132.0 - 154.0 lb	60 - 70 kg	144.0 - 153.0



TW-3 to TW-70 Series

TW-3 through TW-15

- Four (4) models supporting weights from 2.2 to 33 lb.
- Tapered drum allows "true balance" throughout cable travel.
- Easy external direct drive tensioning.
- Cast aluminum casing for durability.
- Permanent lubrication.
- 360 degree top swivel.
- 4.3 ft of 5/32" diameter stranded steel cable.
- Safety chain provision.
- Enclosed spiral spring for added safety.

TW-22 through TW-70

- Six (6) models supporting weights from 33 to 154 lb.
- Tapered drum allows for "true balance".
- Cast aluminum housing.
- Easy external tensioning.
- Manual drum lock.
- 360 degree upper swivel.
- Permanent lubrication.
- 5 ft of stranded steel 3/16".
- Automatic Safety Lock.
- Enclosed spiral spring for added safety.

ASB-SERIES BALANCERS

- Built-in Safety Features: The cable, drum, and enclosed spring are fully visible without opening the unit for easy and convenient safety checks. The sturdy spiral spring is enclosed for greater control and safety.
- Ergonomic Spring Release: The automatic safety lock provides extra control.
- Extended Cable Length: Stainless steel cables allow for extended reach on applications.
- Enhanced Gear Mechanism: Allows for more exact adjustment of tension.
- No Recoil and Low Resistance: Tapered drum style provides gravity defying tool positioning and low travel.

MODEL	CAPACITY		STROKE		WEIGHT	
ASB-0C	1.1 - 3.3 lb	0.5 - 1.5 kg	51.1 in	130 cm	1.5 lb	0.7 kg
ASB-3C	3.3 - 6.6 lb	1.5 - 3 kg	86.4 in	220 cm	3.0 lb	1.4 kg
ASB-5C	5.5 - 11 lb	2.5 - 5 kg	86.4 in	220 cm	3.4 lb	1.5 kg



ASB-OC Gravity Defying and Hand Adjustable Balancer



ASB-3C & ASB-5C

LINE REEL BALANCERS / RETRACTORS

LINE REEL BALANCERS

LR-Series

- Designed for light duty applications with small pneumatic tools.
- Integrating air hose and support cable keep work areas clean.
- Adjustable ball stop for optional positioning.
- 1/4" I.D. polyvinyl hose with 1/4" NPT inlet.
- 360 degree upper swivel.
- Maximum 142 PSI



MODEL	HOSE LENGTH		CAPACITY	
LR-09B-90	35.5 in	90 cm	3 lb	1.5 kg
LR-09B-200	78.3 in	199 cm	3 lb	1.5 kg

RETRACTORS

RPA Series

- No tools needed to set tension.
- 5 ft nylon coated steel cable.
- Reinforced hanging bracket includes safety cable provision.
- Adjustable cable stop.
- Three (3) models support weight 0.5-5 lb.
- Tool clip included.

RMA-L Series

- Steel housing with polyester finish.
- Reinforced hanging bracket includes safety cable provision.
- 8 ft of 3/32" diameter coated steel cable.
- Permanently lubricated.
- Tool clip included.
- External tension adjustment.
- Ratchet cable lock.



RMA-L Series



RPA Series

MODEL	CAPACITY	
RPA-1	0.5 - 1.5 lb	0.2 - 0.7 kg
RPA-2	1.5 - 3.0 lb	0.7 - 1.4 kg
RPA-3	3.0 - 5.0 lb	1.4 - 2.3 kg
RMA-7L	5 - 10 lb*	2.3 - 4.8 kg*
RMA-15L	10 - 15 lb*	4.5 - 6.8 kg*
RMA-20L	15 - 23 lb*	6.8 - 10.4 kg*

* With ratchet lock

ERGO-ARM® TOOL SUPPORT SYSTEMS

FEATURES AND BENEFITS

- Ergonomic support for electric and pneumatic tools.
- Reduces operator fatigue.
- Increases productivity, consistency, and accuracy.



PARALLEL ARM SERIES

AD-D1098-p, AD-D1098-pac, AD-D1098-pAce

- Minimizes operator control.
- Vertical adjustment eliminates cross-threading.
- Fixtured tool increases repeatability.
- Adjustable reach.
- Available in air or oil cylinder models.
- Electric tool mount standard on PACE model.



SINGLE ARM SERIES

AD-D1098-S, AD-D1098-SAC

- Full tool rotation.
- Operator control.
- Adjustable reach.
- Compatible with automatic screw feeder.
- Available in air or oil cylinder models.

MODEL	ARM STYLE	TOOL MOUNT	IN	REACH MM	LB	CAPACITY KG	MAXIMUM TORQUE* IN-LB	MM
AIR CYLINDER SERIES								
AD-D1098-SAC	Single	Air manifold	4 - 33	102 - 838	0 - 15	0 - 7	110	12
AD-D1098-PAC	Parallel	Air manifold	4 - 33	102 - 838	0 - 15	0 - 7	110	12
AD-D1098-PACE	Parallel	Electric	4 - 33	102 - 838	0 - 15	0 - 7	110	12
OIL CYLINDER SERIES								
AD-D1098-S	Single	Air manifold**	4 - 33	102 - 838	0 - 15	0 - 7	110	12
AD-D1098-P	Parallel	Air manifold	4 - 33	102 - 838	0 - 15	0 - 7	110	12

* Max torque allowed may be dependent on tool clutch type and joint rate

** For single arm electric tool mount, order EAP-202ED-KIT

SPECIAL FEATURES OF CLASSIC STYLE ERGO-ARM®

Dual ball bearing joint construction for smoother movement and long life

Air regulator offers precision adjustment of resistance for perfect balance

Unique upper rail adjustment allows true vertical approach to any fastener - no cross-threading

ERGO-ARM® ACCESSORIES AND LINEAR ARM

ERGO-ARM® ACCESSORIES

- End-of-Arm Tooling options for the Ergo-Arm® allow you to choose the style right for your application.
- The tool holders permit the tool to swivel, rotate, swing, or twist. The heavy duty construction can lock out any single, or combination of rotating, actions allowing only the motions required by your application.
- End-of-Arm Tooling Brackets are simple to use, one Ergo-Arm® can be used for more than one application.

FOR USE WITH MODELS AD-D1098-S/SAC



EAP-202ED-KIT - Electric Driver Tool Mount Kit

FOR USE WITH MODELS AD-D1098-P/PAC



EAP-203-ASSY - Air Manifold Tool Mount Kit
(Standard on parallel units)



EAP-202ASSY - Driver Tool Mount

LINEAR ARM KIT



LQ-0002 Linear Arm
shipped with two ASB-0C balancers

LQ-0004 Linear Arm
shipped with two TW-3 balancers

LQ-0024H Heavy Duty Arm
shipped with two TW-3 balancers

PARALLEL ARM KIT



EAA-04 - Provides easy conversion of the standard Ergo-Arms® to the parallel style.

LINEAR ARM

- Smooth movement and perfect balance while limiting operator control.
- Machined stainless steel and ball bearing construction.
- Two high quality tool balancers are included with each arm to provide a wide range of adjustment.

MODEL	DESCRIPTION	MAX. REACH		WEIGHT CAPACITY		MAX TORQUE		HEIGHT		STANDARD TOOL MOUNT DIAMETER	
		IN	CM	LB	KG	FT-LB	NM	IN	CM	IN	CM
LQ-0002	Linear Arm	14	37	1 - 5	0.5 - 2.3	20	27	24	61	1.6	4.1
LQ-0004	Linear Arm	24	58	3 - 10	1.4 - 4.5	25	34	36	91.4	1.6	4.1
LQ-0024H	Heavy Duty Arm	24	58	3 - 10	1.4 - 4.5	75	102	36	91.4	1.6	4.1

CUSTOM REACTION DEVICES

- Torque Tubes
- Articulating Torque Arms
- Ergo Arm 3 Zero Gravity Arms
- Smart Arms



Articulating Smart
Carbon Arm



Articulating Torque Arm



Carbon Fiber Arm



Ergo-Arm 3



Torque Tube

Contact your AIMCO sales representative, 1-800-852-1368, in order to determine the exact torque reaction system needed to improve the productivity and ergonomics of your assembly station!

CARBON TORQUE ARMS / TUBES



Carbon Arms and Carbon Torque tubes are simple, lightweight yet strong devices designed to absorb torque reactive forces. These innovative devices adapt to a wide range of tools and

eliminate hazards to operators created during fastening processes with power tools. AIMCO's range of Carbon Arm products are highly flexible and modular in nature.

FEATURES AND BENEFITS

- Absorb torque reactions created by continuous drive tools
- Counter balance tool weight when configured with AIMCO's wide array of tool balancers (page 4) or with integrated balancer kits
- Orient tool correctly to the workpiece to improve efficiency and reduce operator effort in alignment to the fastener

POSITIONING SYSTEM



AIMCO's compact, self-contained ACA-Posix process visualization system guides operators through their assigned tasks. It connects to ACA-P2 series arms with integrated balancer kits

FEATURES AND BENEFITS

- HMI with an embedded 7" Color LCD Touch Screen Display
- Storage for up to 500 unique assembly sequences
- Communicates directly with Power Tool controllers over digital I/O
- Intuitive and simple programming
- Store and display product images or CAD drawings. Images/drawings are displayed with targeting sequences to direct operators easily through their task.
- Output for synchronizing with line controls

TELESCOPIC TORQUE ARMS



ACA Series

MODEL	MIN. LENGTH MM	MAX. LENGTH MM	MAX TORQUE NM
ACA10-1000	495	1105	10
ACA10-1500	665	1605	10
ACA15-1000	486	1066	15
ACA15-1500	646	1556	15
ACA15-2000	806	2046	15
ACA40-1000	486	1066	40
ACA40-1500	646	1556	40
ACA40-2000	806	2046	40
ACA40-2500	986	2576	40
ACA80-1500	658	1586	80
ACA80-2000	828	2078	80
ACA80-2500	998	2588	80
ACA150-1500	668	1578	150
ACA150-2000	838	1918	150
ACA150-2500	1003	2248	150
ACA220-1500	668	1578	220
ACA220-2000	838	2088	220
ACA220-2500	1003	2588	220



ACA-V Series

MODEL	MIN. LENGTH MM	MAX. LENGTH MM	MAX LENGTH MM
ACA-V15-1000	777	1345	15
ACA-V15-1500	937	1835	15
ACA-V15-2000	1097	2325	15
ACA-V40-1000	777	1345	40
ACA-V40-1500	937	1835	40
ACA-V40-2000	1097	2325	40
ACA-V40-2500	1277	2855	40
ACA-V80-1500	949	1865	80
ACA-V80-2000	1119	2357	80
ACA-V80-2500	1289	2867	80
ACA-V150-1500	960	1957.5	150
ACA-V150-2000	1129	2357	150
ACA-V150-2500	1294	2862	150
ACA-V220-1500	960	1957.5	220
ACA-V220-2000	1129	2357	220
ACA-V220-2500	1294	2867	220



ACA-P2 Series X,Y Axis Encoders (Requires ACA-POSIX System)

MODEL	MIN. LENGTH MM	MAX. LENGTH MM	MAX LENGTH MM
ACA-P215-1000	647	1227	15
ACA-P215-1500	803	1713	15
ACA-P215-2000	977	2227	15
ACA-P240-1000	647	1227	40
ACA-P240-1500	803	1713	40
ACA-P240-2000	977	2227	40
ACA-P240-2500	1157	2737	40
ACA-P280-1500	830	1757	80
ACA-P280-2000	1000	2249	80
ACA-P280-2500	1169	2760	80
ACA-P2150-1500	839	1749	150
ACA-P2150-2000	1009	2087	150
ACA-P2150-2500	1174	2419	150
ACA-P2220-1500	839	1749	220
ACA-P2220-2000	1009	2259	220
ACA-P2220-2500	1174	2760	220

CARBON TORQUE ARMS / TUBES

ANTI-ROTATION TORQUE ARMS



ACIT-V40-850 300



ACPIT-V40-SA-510 150

ACTT SERIES TORQUE TUBES

MODEL	MIN. LENGTH MM	MAX. LENGTH MM	MAX TORQUE NM
ACTT-V15-600 150	150	600	15
ACTT-V15-800 300	300	800	15
ACTT-V40-600 150	150	600	40
ACTT-V40-850 300	300	850	40
ACTT-V40-1500 600	600	1500	40
ACTT-V80-900 300	300	900	80
ACTT-V80-1500 600	600	1500	80
ACTT-V80-2100 900	900	2100	80

ACPTT SERIES TORQUE TUBES FOR ACSA ARTICULATING SUPPORT ARMS

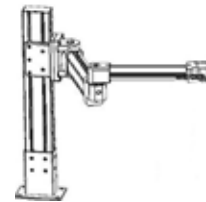
MODEL	MIN. LENGTH MM	MAX. LENGTH MM	MAX LENGTH MM
ACPTT-V15-510 150	150	600	15
ACPTT-V15-710 300	300	800	15
ACPTT-V40-510 150	150	600	40
ACPTT-V40-760 300	300	850	40
ACPTT-V40-1410 600	600	1500	40
ACPTT-V80-810 300	300	900	80
ACPTT-V80-1410 600	600	1500	80

ACCESSORIES

TOOL HOLDERS

	MODEL	DESCRIPTION	MIN. TOOL GRIP (MM)	MAX. TOOL GRIP (MM)
FOR TELESCOPIC ARMS				
	ACAH-15	Base tool holder 4 screws	27	45
	ACAH-40-80	Base tool holder 4 screws	30	60
	ACAH-150-220	Base tool holder 4 screws	40	70
Multi-Position				
	ACAH-15-MPE2745	Multi-pos tool holder interface	27	45
	ACAH-150220-MPE4070	Multi position tool holder	40	70
	ACAH-4080-MPE2745	Multi-pos tool holder	27	45
Swivel				
	ACAH-S154080	Swivel tool holder 20 to 35 mm	20	35
	ACAH-SL15150	Swivel tool holder 40 to 55 mm	40	55
FOR ANTI-ROTATION ARMS				
	ACAHTT-15A-3060	Angle Tool Holder - 15 Nm Arm	30	60
	ACAHTT-15S-2745	Straight Tool Holder - 15 Nm Arm	27	45
	ACAHTT-4080A-3165	Angle Tool Holder - 40/80 Nm Arms	31	65
	ACAHTT-4080S-2745	Straight Tool Holder - 40/80 Nm Arms	27	45
		Angle		

ACSA ARTICULATING SUPPORT ARMS



ACSA-600-1500

MODEL	MAX REACH MM	MAX HEIGHT MM	MAX TORQUE NM
ACSA-600-1500	600	1500	80
ACSA-800-1500	800	1500	80
ACSA-1000-1500	1000	1500	80

BALANCER KITS FOR ACA-P2 SERIES

MODEL	MIN. CAPACITY (KG)	MAX. CAPACITY (KG)
ACA-P2BK-4	2	4
ACA-P2BK-6	4	6
ACA-P2BK-8	6	8
ACA-P2BK-10	8	10
ACA-P2BK-14	10	14




ACA-P2BK-10

WORKSTATION COMPONENTS AND ASSEMBLIES

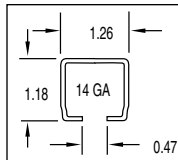
COMPONENTS

TRACK

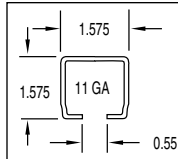
Steel with beige polyester finish. Use for vertical and horizontal workstation support.



PART NUMBER	30# TRACK
AT3-3	3 ft track
AT3-4	4 ft track
AT3-6	6 ft track
AT3-9*	9 ft track



PART NUMBER	50# TRACK
AT5-3	3 ft track
AT5-4	4 ft track
AT5-6	6 ft track
AT5-9*	9 ft track
AT5-12*	12 ft track



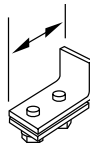
TRACK NUT (ATN-3/5)

Zinc plated steel. Use to attach accessories to track, as end stops, or to isolate rolling accessories. Fits both 50 lb. and 30 lb. track.



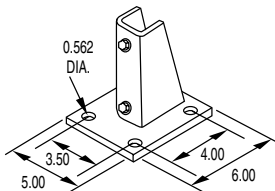
END STOP (AES-3/5)

Zinc oxide finish. Use to prevent balancer trolley from "overtraveling" the horizontal track.



MOUNTING PLATE (AMP-5)

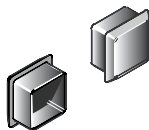
Black polyester finish. Use as a base to mount vertical uprights.



END CAP (AEP-3/5)

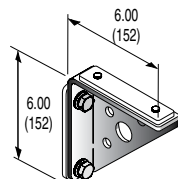
Black molded vinyl. Use to cap track ends for a professional finish.

- AEP-3 for 30 lb. track
- AEP-5 for 50 lb. track



ANGLE BRACKET (AB-3/5)

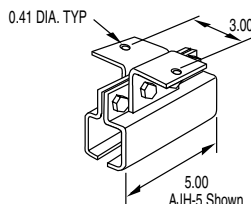
Black polyester finish. Use to mount horizontal track to vertical track. Fits both 50 lb. and 30 lb. track.



JOINT HANGER BRACKET (AJH-3/5)

Black polyester finish. Use to couple and hang end-to-end track.

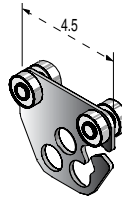
- AJH - 3 for 30 lb. track
- AJH - 5 for 50 lb. track



BALANCER TROLLEY (ABT-3/5)

Black polyester finish. Use as moving support for tool balancers, hose, and cable. Quality ball bearing wheels for long life and smooth tracking.

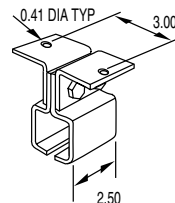
- ABT-3 for 30 lb track (1.00 dia)
- ABT-5 for 50 lb track (1.25 dia)



HANGER BRACKET (AHB-3/5)

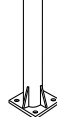
Black polyester finish. Use to suspend track at right angle.

- AHB-3 for 30 lb. track
- AHB-5 for 50 lb. track



VERTICAL COLUMN (AVC-5*)

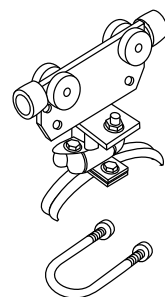
Beige polyester finish, 3" diameter x 9 ft upright steel column with welded base. Use as floor mount for extra stability with jibs or workstation components.



INTERMEDIATE CARRIER

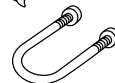
Black polyester finish. Use for moving cable or hose festoon. Supports hose cable OD .60-.94.

- AIC3-2 for 30 lb. track
- AIC5-2 for 50 lb. track



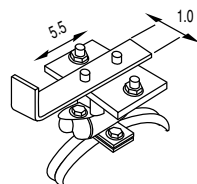
U-BOLTS (AUB-5)

Zinc plated steel. Use to secure boom bracket, or any flat metal plate, to AVC-5 (sold individually).



END CLAMP (AEC5-2)

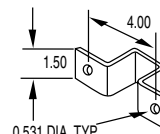
Black polyester finish. Use as end stop with hose carrier for festoon. Cable/hose OD .60-.94.



SUPPORT CLAMPS (ASC-3/5)

Black polyester finish. Use as additional support for track.

- ASC-3 for 30 lb. track
- ASC-5 for 50 lb. track



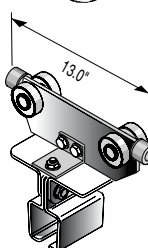
TOOL CLIP (SH-5)

Steel clip with safety latch. Use for tool attachment and as replacement clip for lightweight tool balancers. Measures 2.37" long.




ROLLING HANGER (ABT5-R)

Black polyester finish. Use as support for rolling track. Allows X/Y axis movement, includes ball bearing wheels.



90° CONNECTOR FOR 3/8" HOSE (WSCH)

3/8" I.D. Brass. Use to provide stable transfer point from air line to tool. 90 degree connector attaches to ABT-5.



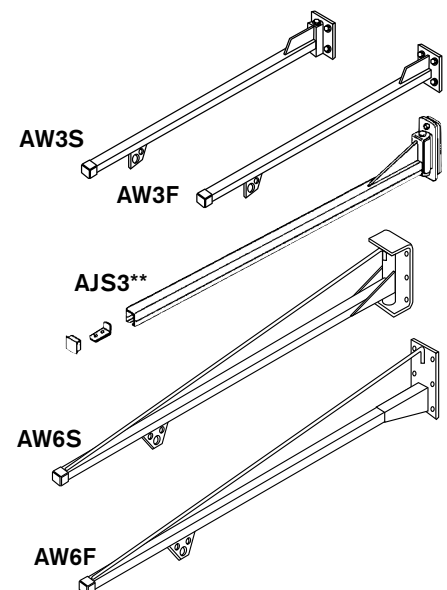
WALL AND FLOOR MOUNTED JIBS

3 FT. SWINGING JIB (AW3S)

3 FT FIXED JIB (AW3F)

3 FT. SWINGING JIB FOR CHANNEL MOUNT (AJS3**)

Jibs are mounted to wall or beams to create free standing workstations. End stop, end cap, and balancer trolley included. Maximum weight: 30 lb.



6 FT. SWINGING JIB (AW6S)

6 FT FIXED JIB (AW6F)

Jibs can be wall mounted or attached to vertical column (AVC-5) to create a freestanding workstation. End stop, end caps, and balancer trolley are included. Maximum weight: 50 lbs.

All complete assemblies are beige polyester finish and include balancer trolley, end caps, and end stops. Floor mounted assemblies are not able to ship via UPS.

When choosing a workstation system, remember...

Total weight capacities should include tool balancer, hose/cable, and tool/fixture. Units need to be supported vertically and horizontally every 6 ft.

- * Additional freight may apply
- ** AJS3 Does not include balancer trolley

WORKSTATION COMPONENTS AND ASSEMBLIES

FLOOR MOUNTED 3 FT. SWINGING JIB (AW3FMS)

FLOOR MOUNTED 3 FT. FIXED JIB (AW3FMF)

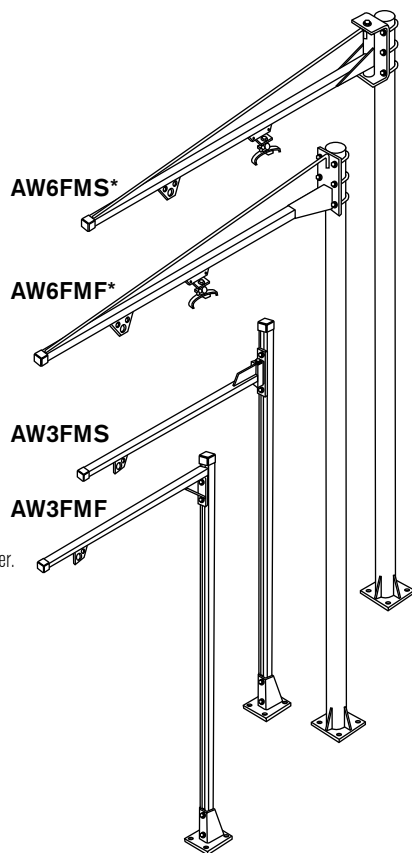
Maximum weight: 30 lb
Column height: 6 ft

FLOOR MOUNTED 6 FT. SWINGING JIB (AW6FMS*)

FLOOR MOUNTED 6 FT. FIXED JIB (AW6FMF*)

Maximum weight: 50 lb
Column height: 9 ft

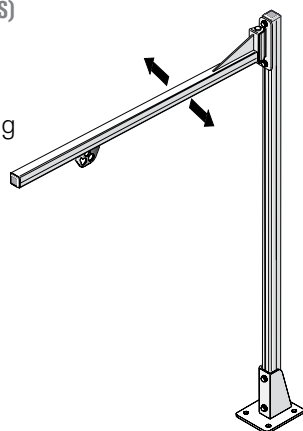
Units include end stop,
balancer trolley and intermediate carrier.



AIMCO TOOL SUPPORT ARMS

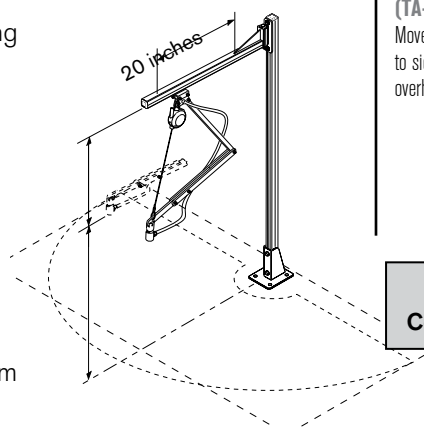
BENCH MOUNTED SWINGING JIB (JJ30-S) BENCH MOUNTED FIXED JIB (JJ30)

- 30 lb maximum weight
- 48" column height including mounting plate
- 3 ft. swinging jib includes balancer trolley, end stop and cap



BENCH MOUNTED WORKSTATION WITH TORQUE ARM (JJ30-TA**)

- 5 lb. maximum weight (RPA-3 included)
- 5' column height including mounting plate
- 38" jib length (swinging)
- 15 ft-lb torque rating
- 3/8" NPT inlet
- 1/4" NPT outlet
- Beige polyester finish
- 1/4" braided air hose
- 21" maximum vertical arm travel



**Additional freight may apply

**For use with pneumatic tools only

CREATE A CUSTOM SUPPORT SYSTEM USING AIMCO'S QUALITY PRODUCTS

- Organize work areas to create a safe, productive working environment.
- Reduce risk of injury to assembler by providing support for heavy tools.
- Protect valuable tools, fixtures, and monitoring devices from damage by suspending them out of the way.

AIMCO BASIC WORKSTATION KIT (ATW-50)

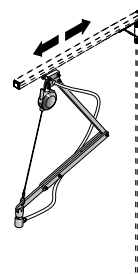


- 50 lb maximum weight capacity
- 48" uprights
- 36" extensions
- Table mounts included
- 6' tool rail with rolling trolley included
- All necessary hardware included

TROLLEY MOUNTED TORQUE ARM WITH 3-LB RETRACTOR AND HOSE (FA-50-2*)

Ergonomic arm absorbs torque reaction. Moves front to back along overhead jib.

(TA-50-2)
Moves side to side on overhead track.



TOOL BASKET (21226)

Mounts easily to any work area to hold pistol and angle style tools.



AIMCO can customize a workstation for you.
Contact your AIMCO sales representative, 1-800-852-1368.

AIR PREPARATION UNITS

FEATURES AND BENEFITS

- All models include L-mount bracket, gauge, and metal bowl shields.
- Polycarbonate filter and lubricator bowls (metal bowls standard on AFRL-8).
- 25-micron filter included on all models.
- Regulating range: 7 – 125 PSI
- Custom order upgrade items include metal bowl, 5 micron filter, semi-automatic filter drain, and reduced PSI range regulator. Contact an AIMCO sales representative for more information, 1-800-852-1368.



AFRL-3
AFRL-4
AFRL-8



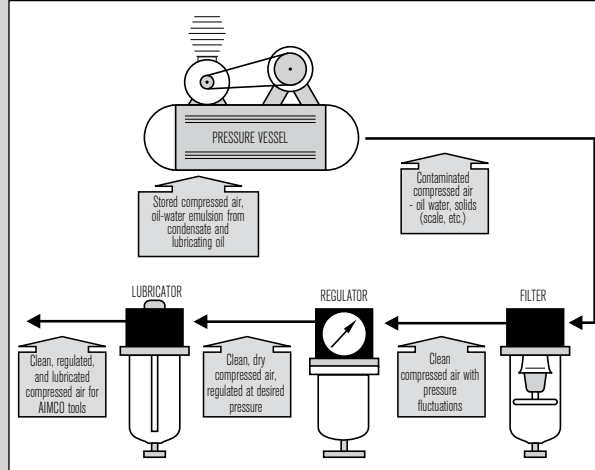
AFRL-3-C



AFRL-4HTA
Standalone Unit

The supply of clean, dry air is essential to the operation of pneumatic powered tools. Use only clean filtered air for longer tool life. Provide proper airflow (CFM) and regulate air pressure (PSI) for optimum performance.

AIR PREPARATION UNITS: BASIC FUNCTIONS

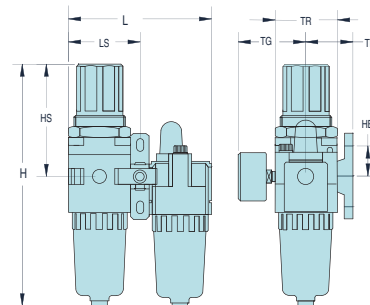


To determine unit size for application, you need to know:

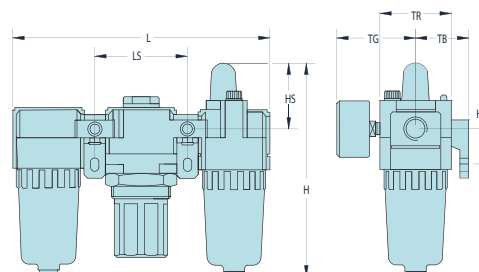
- Total air flow (CFM) required for application.
- Size of incoming air line.
- Size of air line required by tool.
- Air supply pressure (PSI).
- Allowable pressure drop.
- Does the application requires lubrication?
- Does the overall system have the required capacity?

MODEL	PORT	GAUGE PORT	FLOW RATE		BOWL SHIELD
			CFM	L/MIN	
AFRL-2	1/4"	1/8"	70	2,000	yes
AFRL-2-C	1/4"	1/8"	60	1,700	yes
AFRL-3	3/8"	1/4"	140	4,000	yes
AFRL-3-C	3/8"	1/4"	105	3,000	yes
AFRL-4	1/2"	1/4"	140	4,000	yes
AFRL-8	1"	1/4"	180	5,000	yes

DIM.	AFRL-2	AFRL-2-C	AFRL-3	AFRL-3-C	AFRL-4	AFRL-8
H	6.16 (156.5)	8.31 (211.1)	7.54 (191.5)	10.31 (261.9)	7.54 (191.5)	10.69 (271.5)
HB	1.39 (35.3)	1.38 (35.1)	1.57 (40.0)	1.57 (39.9)	1.57 (40.0)	1.97 (50.0)
HS	1.50 (38.1)	3.64 (92.5)	1.61 (40.9)	4.41 (112.0)	1.61 (40.9)	1.89 (48.0)
L	7.13 (181.1)	4.61 (117.1)	9.37 (238.0)	6.06 (153.9)	9.37 (238.0)	11.81 (300.0)
LS	2.52 (64.0)	2.30 (58.4)	3.31 (84.1)	3.03 (77.0)	3.31 (84.1)	4.13 (104.9)
TB	1.61 (41.0)	1.61 (40.9)	1.97 (50.0)	1.97 (50.0)	1.97 (50.0)	2.75 (69.9)
TG	2.39 (60.7)	2.39 (60.7)	2.58 (65.5)	2.58 (65.5)	2.58 (65.5)	2.97 (75.4)
TR	2.09 (53.1)	2.09 (53.1)	2.76 (70.1)	2.76 (70.1)	2.76 (70.1)	3.54 (89.9)

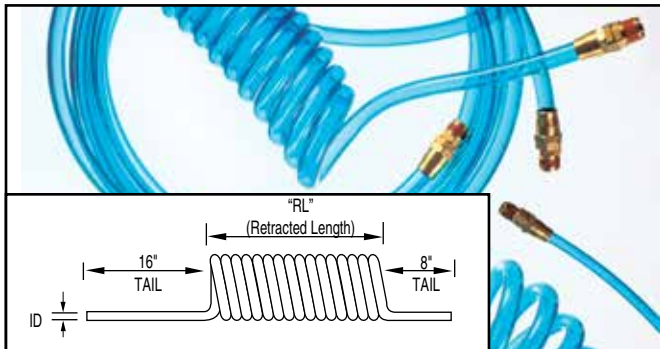


AFRL-2-C
AFRL-3-C



AFRL-2
AFRL-3
AFRL-4
AFRL-8

AIMCO AIR HOSE



- Durable Polyurethane Hose
- Excellent recoil memory
- Maximum flexibility and lightweight
- Transparent hose color (opaque available)
- Custom colors available
- High chemical resistance

SINGLE AIR HOSE ASSEMBLIES (COILED)

MODEL (WORKING PRESSURE 100 PSI)	DESCRIPTION (OD X ID X LENGTH)	RETRACTED LENGTH	NPT FITTINGS
ASH-250C-10MSZ	3/8" x 1/4" x 10'	7"	1/4"
ASH-250C-15MSZ	3/8" x 1/4" x 15'	9 1/2"	1/4"
ASH-250C-25MSZ	3/8" x 1/4" x 25'	15 1/2"	1/4"
ASH-375C-15MSZ	9/16" x 3/8" x 15'	10"	3/8"
ASH-375C-25MSZ	9/16" x 3/8" x 25'	14"	3/8"
ASH-500C-15MSZ	3/4" x 1/2" x 15'	13"	1/2"
ASH-500C-25MSZ	3/4" x 1/2" x 25'	23"	1/2"

SINGLE AIR HOSE (COILED) CUSTOM LENGTHS

Custom length coil assemblies and special colors are available in minimum order quantities.

STRAIGHT AIR HOSE (SOLD PER FOOT)

MODEL	DESCRIPTION
ASH-250Z	1/4" I.D.
ASH-375Z	3/8" I.D.
ASH-500Z	1/2" I.D.

- Assemblies include reusable swivel fitting.
- Burst pressure 428 PSI @ 68° F
- Working temperature: -104° F to 175° F
- Straight hose is available by the foot with, or without, hose fittings.
- Ask about full reel pricing.

AIR HOSE FITTINGS

MODEL	CAPACITY
250-RZ	1/4" NPT Rigid Fitting
250-SZ	1/4" NPT Swivel Fitting
375-RZ	3/8" NPT Rigid Fitting
375-SZ	3/8" NPT Swivel Fitting
500-RZ	1/2" NPT Rigid Fitting
500-SZ	1/2" NPT Swivel Fitting

HELPFUL HINTS FOR AIR HOSE USE:

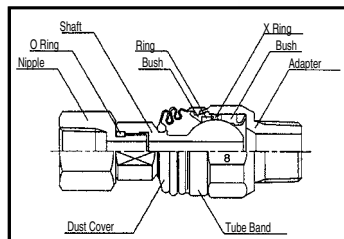
- Use recommended ID air hose and fittings.
- Replace air hose regularly to help maintain clean air.
- A clear hose allows you to see water or dirt accumulation in hose.
- Use correct length of hose to reduce air loss and pressure drop.
- Use locking quick disconnect couplers for additional safety.

ERGONOMIC TWIST PLUGS

These unique, ergonomically designed hose fittings provide 360° rotation and 35° angled rotation in any direction.



MODEL	DESCRIPTION
TS-20NP-3NPT	1/4" NPT Female x 3/8" NPT Male
TS-30NP-2NPT	3/8" NPT Female x 1/4" NPT Male
TS-20NP-2NPT	1/4" NPT Female x 1/4" NPT Male
TS-20US-2NPT	1/4" US Plug x 1/4" NPT Male
TS-20US-3NPT	1/4" US Plug x 3/8" NPT Male
TS-30US-2NPT	3/8" US Plug x 1/4" NPT Male
TS-30US-3NPT	3/8" US Plug x 3/8" NPT Male



- Two rotation points prevent kinking of air hose.
- Design ensures full air pressure flow.
- Rotating joint comes with polyurethane dust cover.
- Heavy duty construction for maximum life.

QUICK COUPLERS

Manual ball couplers designed for use with ergonomic twist plugs. Brass with nitrile seals, rated to 300 PSI, from -40° to +250° F.



MODEL	DESCRIPTION
B23	1/4" NPT F x 1/4" QC Brass Coupler
B23E	1/4" NPT F x 3/8" QC Brass Coupler
B25	3/8" NPT F x 3/8" QC Brass Coupler

AIR LINE ACCESSORIES

IN-LINE MINI LUBRICATORS

These mist type inline lubricators keep air operated tools performing with greater efficiency. The patented "on the tool" mist lubricator system is more cost effective.



MODEL	DESCRIPTION	WEIGHT	LENGTH	NPT	TOOL CFM
7006	Mini Lube	2 1/2 oz	2 1/4	1/4	3 - 7
7007	Midget Lube	3 1/2 oz	2 1/2	1/4	7 - 15
7008	Master Lube	5 oz	3 1/4	3/8	15 - 30

IN-LINE MINI REGULATORS

Easily adjust airflow with the turn of a dial.

MODEL	CAPACITY
932-100-0	1/8" NPT
932-110-0A	1/4" NPT



SWIVEL AIR FITTINGS GAUGES

For use with most portable air tools, including screwdrivers, drills, grinders, sanders, buffers, staple guns, and more. Rotates 360° for awkward angles.



MODEL	INLET	WEIGHT	MAX PSI	TOOL CFM
7021	1/4" NPT	3 oz	Up to 125	25
7021AG	1/4" NPT	3 oz	Up to 125	25
7041A	3/8" NPT	11 oz	Up to 125	50
7041AG	3/8" NPT	3 oz	Up to 125	50
7051	1/2" NPT	7 oz	Up to 125	60

FITTINGS AND ADAPTERS


Brass pipe fittings for use as medium and low pressure connectors. Meets functional requirements of SAE J530, SAE J531, ASME and ASA. Rated 1,000 PSI from -65° to +250° F.



MODEL	DESCRIPTION
222P-6-4	3/8 NPT F x 1/4 NPT M Adapter
222P-8-6	1/2 NPT F x 3/8 NPT M Adapter
222P-12-8	3/4 NPT F x 1/2 NPT M Adapter
209P-6-4	1/4 NPT F x 3/8 NPT M Bushing
209P-8-6	3/8 NPT F x 1/2 NPT M Bushing

MINI AIR GAUGE SWIVEL JOINT KITS

- Bi-directional 360° rotation.
- Keeps air hose straight and untwisted.
- Decreases operator fatigue.



MODEL	DESCRIPTION
7021AG	1/4 PT/NPT
7041AG	3/8 PT/NPT



AIMCO CORPORATE HEADQUARTERS

10000 SE Pine Street
Portland, Oregon 97216
Phone: (503) 254-6600
Toll Free: 1-800-852-1368

AIMCO CORPORATION DE MEXICO SA DE CV

Ave. Cristobal Colon 14529
Chihuahua, Chihuahua. 31125
Mexico
Phone: (01-614) 380-1010
Fax: (01-614) 380-1019

AIMCO EUROPE

19174 Galápagos - Guadalajara
Spain
Phone: +34 673 34 99 25

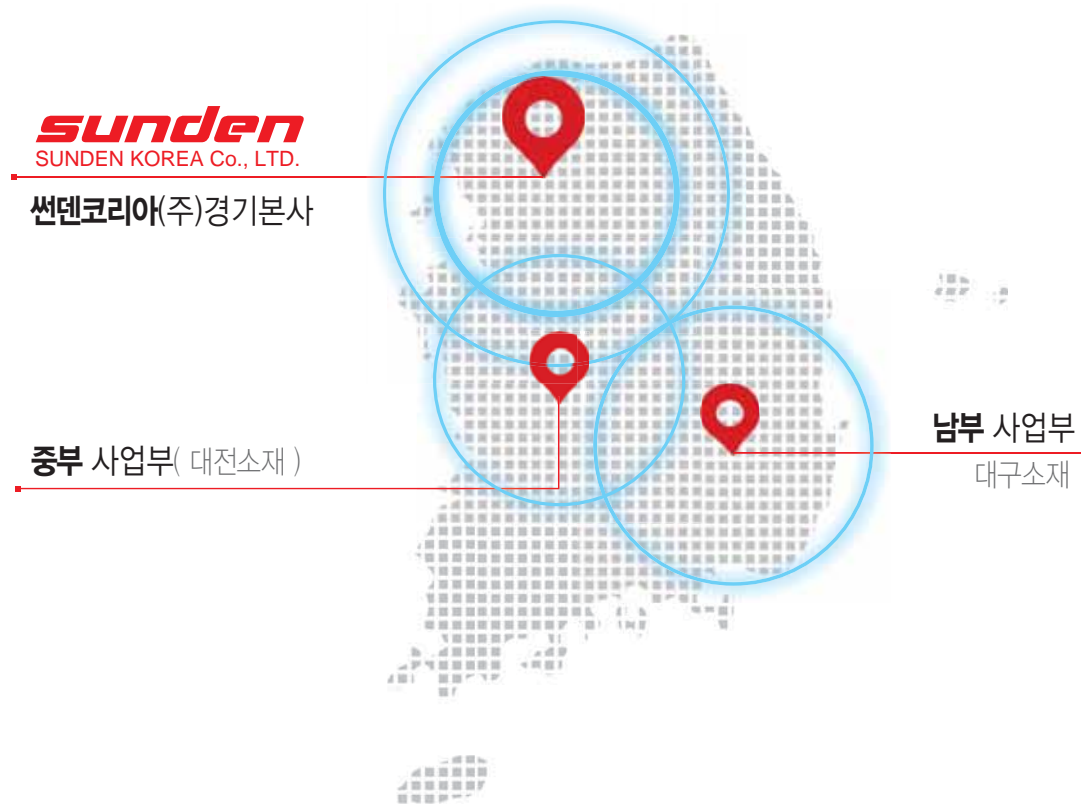
AIMCO SOUTH AMERICA

Carrera 29A, #7B-91
Origami Building
Int604 Medellin
Colombia 050021

AIMCO CHINA

Room 607, No. 3998 Hongxin Rd
Dibao Plaza Avenida Río Gallo, 431
Minhang District, Shanghai
China
Phone: 0086-21-34319246
Fax: 0086-21-34319245

□ 영업 및 기술지원 네트워크



제품 및 견적문의 : sales@sunden.co.kr / 기술지원문의 : tech@sunden.co.kr

sunden
썬덴코리아주식회사

경기본사 : 경기도 성남시 중원구 사기막골로 124, 1409호 (SKn 테크노파크 비즈센터)
TEL : (031)-776-0880 FAX : (031)-776-0890
남부사업부 : 대구광역시 달서구 달서대로 559, 908호 (신당동, 이앤씨이노비즈타워)
TEL : (053)-591-8905 FAX : (053)-591-8907
중부사업부 : 대전광역시 서구 둔산중로 54 센티온 BD 1212호 (둔산동 1412번지)
TEL : (042)-472-8905 FAX : (042)-472-8906